

Precision Measurement of Solar Neutrino Oscillation Parameters by a Long-Baseline Reactor Neutrino Experiment in Europe

S. T. Petcov^a and T. Schwetz

*Scuola Internazionale Superiore di Studi Avanzati, and INFN, Sezione di Trieste,
Via Beirut 2-4, I-34014 Trieste, Italy*

Abstract

We consider the determination of the solar neutrino oscillation parameters Δm_{21}^2 and θ_{12} by studying oscillations of reactor anti-neutrinos emitted by nuclear power plants (located mainly in France) with a detector installed in the Frejus underground laboratory. The performances of a water Čerenkov detector of 147 kt fiducial mass doped with 0.1% of Gadolinium (MEMPHYS-Gd) and of a 50 kt scale liquid scintillator detector (LENA) are compared. In both cases 3σ uncertainties below 3% on Δm_{21}^2 and of about 20% on $\sin^2 \theta_{12}$ can be obtained after one year of data taking. The Gadolinium doped Super-Kamiokande detector (SK-Gd) in Japan can reach a similar precision if the SK/MEMPHYS fiducial mass ratio of 1 to 7 is compensated by a longer SK-Gd data taking time. Several years of reactor neutrino data collected by MEMPHYS-Gd or LENA would allow a determination of Δm_{21}^2 and $\sin^2 \theta_{12}$ with uncertainties of approximately 1% and 10% at 3σ , respectively. These accuracies are comparable to those that can be reached in the measurement of the atmospheric neutrino oscillation parameters Δm_{31}^2 and $\sin^2 \theta_{23}$ in long-baseline superbeam experiments.

^aAlso at: Institute of Nuclear Research and Nuclear Energy, Bulgarian Academy of Sciences, 1784 Sofia, Bulgaria.

1 Introduction

The experiments with solar [1–3], atmospheric [4], reactor [5, 6] and accelerator neutrinos [8, 9] have provided during the last several years compelling evidence for existence of neutrino oscillations caused by nonzero neutrino masses and neutrino mixing. The data imply the presence of 3- ν mixing in the weak charged lepton current (see, e.g., [10]):

$$\nu_{lL} = \sum_{j=1}^3 U_{lj} \nu_{jL}, \quad l = e, \mu, \tau, \quad (1)$$

where ν_{lL} are the flavour neutrino fields, ν_{jL} is the field of neutrino ν_j having a mass m_j and U is the Pontecorvo–Maki–Nakagawa–Sakata (PMNS) mixing matrix [11], $U \equiv U_{\text{PMNS}}$. All currently existing ν -oscillation data, except the data of the LSND experiment [12], can be described perfectly well assuming 3- ν mixing in vacuum and we will consider this possibility in what follows.¹

The PMNS matrix can be parametrized by three angles and, depending on whether the massive neutrinos ν_j are Dirac or Majorana particles, by one or three CP-violation (CPV) phases (see, e.g., [16]):

$$U_{\text{PMNS}} = V(\theta_{12}, \theta_{13}, \theta_{23}, \delta) \text{diag}(1, e^{i\frac{\alpha}{2}}, e^{i\frac{\beta}{2}}) \quad (2)$$

where $V(\theta_{12}, \theta_{13}, \theta_{23}, \delta)$ is a CKM-like matrix, δ is the Dirac CP-violating phase and α, β are two Majorana CPV phases [17, 18]. If we standardly identify $\Delta m_{\odot}^2 = \Delta m_{21}^2 \equiv m_2^2 - m_1^2 > 0$, where Δm_{\odot}^2 drives the solar neutrino oscillations, then $\Delta m_{\text{A}}^2 = \Delta m_{31}^2 \cong \Delta m_{32}^2$, $\theta_{23} = \theta_{\text{A}}$ and $\theta_{12} = \theta_{\odot}$, Δm_{A}^2 , θ_{A} and θ_{\odot} being the ν -mass squared difference and mixing angles responsible respectively for atmospheric and solar neutrino oscillations, while θ_{13} is the mixing angle constrained by the CHOOZ experiment [7]. The existing neutrino oscillation data allow us to determine Δm_{21}^2 , $|\Delta m_{31}^2|$, $\sin^2 \theta_{12}$ and $\sin^2 2\theta_{23}$ with a relatively good precision and to obtain rather stringent limits on $\sin^2 \theta_{13}$ (see, e.g., [19–21]). The best fit values and the 95% C.L. allowed ranges of Δm_{21}^2 , $\sin^2 \theta_{12}$, $|\Delta m_{31}^2|$ and $\sin^2 2\theta_{23}$ read:

$$\begin{aligned} \Delta m_{21}^2 &= 8.0 \times 10^{-5} \text{ eV}^2, & \sin^2 \theta_{21} &= 0.31, \\ |\Delta m_{31}^2| &= 2.2 \times 10^{-3} \text{ eV}^2, & \sin^2 2\theta_{23} &= 1.0; \\ \Delta m_{21}^2 &= (7.3 - 8.5) \times 10^{-5} \text{ eV}^2, & \sin^2 \theta_{12} &= (0.26 - 0.36), \\ |\Delta m_{31}^2| &= (1.7 - 2.9) \times 10^{-3} \text{ eV}^2, & \sin^2 2\theta_{23} &\geq 0.90. \end{aligned} \quad (3)$$

A combined 3- ν oscillation analysis of the global data gives [19, 21]

$$\sin^2 \theta_{13} < 0.027 \text{ (0.044)} \quad \text{at} \quad 95\% \text{ (99.73\%)} \text{ C.L.} \quad (4)$$

Using the recently announced (but still unpublished) data from the MINOS experiment [9] in the analysis leads to a somewhat different best fit value and 95% allowed range of $|\Delta m_{31}^2|$

¹In the LSND experiment indications for $\bar{\nu}_{\mu} \rightarrow \bar{\nu}_e$ oscillations with $\Delta m_{\text{LSND}}^2 \simeq 1 \text{ eV}^2$ were obtained. The minimal 4- ν mixing scheme which could incorporate the LSND indications for ν -oscillations is strongly disfavored by the data [13]. A ν -oscillation explanation of the LSND results might be possible assuming 5- ν mixing [14]. The LSND results are being tested in the MiniBooNE experiment [15].

and to a somewhat more stringent limit on $\sin^2 \theta_{13}$ [21]: $|\Delta m_{31}^2| = 2.6 \times 10^{-3} \text{ eV}^2$, $|\Delta m_{31}^2| = (2.2 - 3.0) \times 10^{-3} \text{ eV}^2$, and $\sin^2 \theta_{13} < 0.025$ (0.040) at 95% (99.73%) C.L.

In spite of the enormous progress made in establishing the existence of neutrino oscillations driven by non-zero neutrino masses and mixing and in determining the pattern of neutrino mixing and the values of the two neutrino mass squared differences, our knowledge and understanding of neutrino mixing is rather limited at present (see, e.g., [10] for a detailed discussion of the current status of our ignorance about neutrino mixing). Future progress in the studies of neutrino mixing requires, in particular, the knowledge of the precise values of the parameters which drive the solar and the dominant atmospheric neutrino oscillations, Δm_{21}^2 , $\sin^2 \theta_{12}$, Δm_{31}^2 and $\sin^2 \theta_{23}$ (see, e.g., [22]). The high precision measurement of these parameters is one of the main goals of the next generation of neutrino oscillation experiments. In the present article we discuss the possibility of a high precision measurement of the solar neutrino oscillation parameters Δm_{21}^2 and $\sin^2 \theta_{12}$ in an experiment studying the oscillations of reactor anti-neutrinos $\bar{\nu}_e$ with a “large scale” detector located in the Frejus underground laboratory in France.

The existing data allow a determination of Δm_{21}^2 and $\sin^2 \theta_{12}$ at 3σ with an error of approximately 11% and 25%, respectively. These parameters can and will be measured with higher precision in the future. The data from phase-III of the SNO experiment [3] using ^3He proportional counters for the neutral current rate measurement could lead to a reduction of the error in $\sin^2 \theta_{12}$ to 21% [23, 24]. If instead of 766.3 t yr one uses simulated 3 kt yr KamLAND data in the same global solar and reactor neutrino data analysis, the 3σ errors in Δm_{21}^2 and $\sin^2 \theta_{12}$ diminish to 7% and 18% [24]. The most precise measurement of Δm_{21}^2 , discussed so far in the literature, could be achieved [23] using Super-Kamiokande doped with 0.1% of Gadolinium (SK-Gd) for detection of reactor $\bar{\nu}_e$ [25]: the SK detector gets the same flux of reactor $\bar{\nu}_e$ as KamLAND and after 3 years of data-taking, Δm_{21}^2 could be determined with an error of 3.5% at 3σ [23]. A dedicated reactor $\bar{\nu}_e$ experiment with a baseline $L \sim 60$ km, tuned to the minimum of the $\bar{\nu}_e$ survival probability, could provide the most precise determination of $\sin^2 \theta_{12}$ [26]: with statistics of ~ 60 GW kt yr and a systematic error of 2% (5%), $\sin^2 \theta_{12}$ could be measured with an accuracy of 6% (9%) at 3σ [24]. The inclusion of the uncertainty in θ_{13} ($\sin^2 \theta_{13} < 0.05$) in the analyzes increases the quoted errors by (1–3)% to approximately 9% (12%) [24]. The improved determination of Δm_{21}^2 and θ_{12} with KamLAND or dedicated post-KamLAND reactor neutrino experiments has been studied previously also in Refs. [27–31], whereas the potential improvements of the precision on these parameters from future solar neutrino experiments has been investigated, e.g., in Refs. [24, 26, 32, 33].

MEMPHYS (MEgaton Mass PHYSics) [34] is a project for a mega ton scale water Čerenkov detector located in the Frejus underground laboratory at the border of France and Italy. It is similar to the UNO [35] project in the US and the future Hyper-Kamiokande [36] detector in Japan. Such detectors allow for a broad range of physics studies like nucleon decay, long-baseline accelerator neutrino oscillations, super nova neutrino detection, and oscillations of solar and atmospheric neutrinos. The MEMPHYS detector is considered as a far detector for neutrino beams produced at CERN located at a distance of 130 km from Frejus (see, e.g., Ref. [37]). A recent civil engineering pre-study indicates that MEMPHYS could be built with existing techniques as a modular detector consisting of three (up to five) modules (shafts), each having a fiducial mass of approximately 147 kt.

In the present paper we consider the possibility that the water in one module of MEMPHYS is doped with 0.1% of Gadolinium (MEMPHYS-Gd), as it has been proposed originally for Super-K [25]. This allows a very efficient detection of electron anti-neutrinos through the reaction $\bar{\nu}_e + p \rightarrow e^+ + n$ since the neutron can be tagged due to the high absorption cross section on Gadolinium. One module of MEMPHYS (147 kt) is about 6.5 times bigger than Super-K (22.5 kt), which increases correspondingly the potential for the various physics applications, such as detection of relic or galactic super nova neutrinos, see Ref. [25]. Here we explore the possibility of a precision measurement of the solar neutrino oscillation parameters Δm_{21}^2 and θ_{12} by studying the oscillations of electron anti-neutrinos emitted by the nuclear reactors located in the “neighborhood” of the Gd-doped MEMPHYS detector. We will compare, in particular, the precision on Δm_{21}^2 and θ_{12} which can be reached with the MEMPHYS-Gd detector with that obtainable with the Gd-doped Super-K detector (SK-Gd). The latter has been studied in detail in Ref. [23].

The water Čerenkov detectors typically do not have very good energy resolution, which is compensated to certain extent by their large mass. In what regards the energy resolution, the scintillator detectors such as KamLAND, perform significantly better. The LENA (Low Energy Neutrino Astronomy) detector [38] is a project for a large (~ 50 kt) liquid scintillator detector, to be used for studies of relic and galactic super nova neutrinos, solar neutrinos, geo-neutrinos, or proton decay. Since neutrinos from nuclear reactors constitute a background for the indicated measurements, some of the considered sites for LENA are rather far away from high concentrations of nuclear power plants. We consider in the following the possibility to place a LENA type detector in the Frejus laboratory (with many reactors relatively close by) and to use it for a high precision measurement of the oscillations of reactor anti-neutrinos.

2 Reactor Neutrino Measurements with MEMPHYS-Gd and LENA Detectors at Frejus

To calculate the flux of anti-neutrinos from reactors at a given position on the Earth, public available information on the nuclear power plants can be used [39]. A list of, and relevant data on reactors compiled from such sources has been kindly provided to us [40] for this study. To compare the reactor neutrino fluxes at Frejus with those at Kamioka, Japan, we consider first the effective reactor power at the detector, which is directly related to the total reactor $\bar{\nu}_e$ flux reaching the detector:

$$W_{\text{eff}} = \sum_i \frac{W_i^{\text{th}}}{4\pi L_i^2}, \quad (5)$$

where W_i^{th} is the thermal power of the i 'th reactor, L_i is the distance to the detector, and the sum runs over all contributing reactors. We find that for Kamioka $W_{\text{eff}}^{\text{Kamioka}} \approx 3.0 \text{ MW km}^{-2}/(4\pi)$, whereas at Frejus the reactor $\bar{\nu}_e$ flux is slightly higher with $W_{\text{eff}}^{\text{Frejus}} \approx 3.4 \text{ MW km}^{-2}/(4\pi)$.

The average distance traveled by reactor anti-neutrinos, $\langle L \rangle = (\sum_i W_i^{\text{th}}/L_i)/(4\pi W_{\text{eff}})$, is 188 km for Kamioka and 299 km for Frejus. Note that for $\Delta m_{21}^2 = 8 \times 10^{-5} \text{ eV}^2$ and a neutrino energy $E_\nu \sim 4 \text{ MeV}$ (corresponding to the maximum of the event rate in the absence of oscillations, see, e.g., the first article quoted in Ref. [28]) the first oscillation minimum

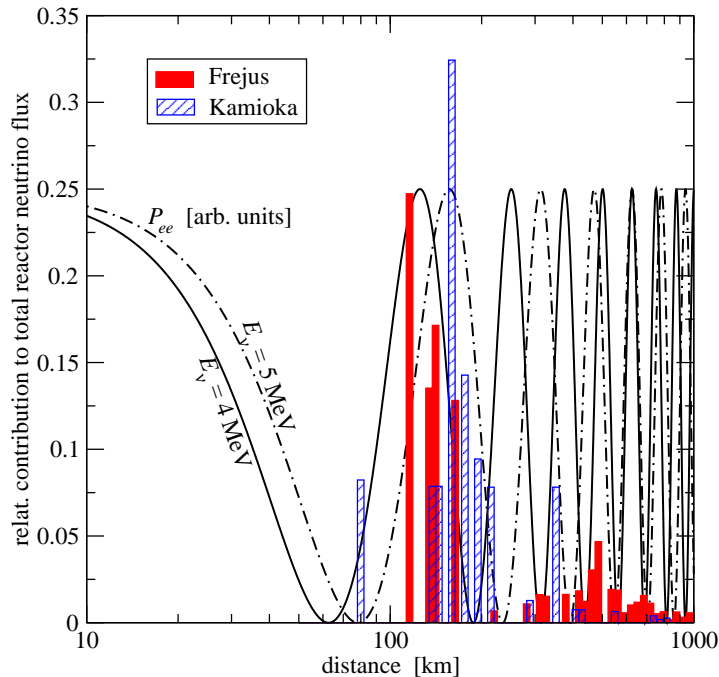


Figure 1: Relative contribution of different reactors to the total reactor neutrino flux at Frejus and Kamioka as a function of the distance to the reactor. Also shown are the $\bar{\nu}_e$ survival probabilities for $E_\nu = 4$ MeV and 5 MeV in arbitrary units.

of the reactor $\bar{\nu}_e$ survival probability is at approximately 60 km. Therefore, the $\langle L \rangle$ for Frejus seems to be rather large for an optimal measurement of the oscillation parameters. However, the average distance can be misleading, and one should look at the L -distribution of the reactor $\bar{\nu}_e$ flux. In Fig. 1 we show the relative contribution of different reactors to the total reactor $\bar{\nu}_e$ flux at Frejus and Kamioka as a function of the baseline. It turns out that 67% of the total flux at Frejus originates from four reactors along the Rhone river located within a distance of 160 km from Frejus: Bugey at 115 km (25%), Saint Alban at 133 km (13%), Cruas at 142 km (16%), and Tricastin at 160 km (13%)². Approximately 31% of the total flux comes from reactors distributed between 300 km and 1000 km. In our analysis we include 56 reactors located at a distance $L < 1000$ km, while the contributions of reactors at $L > 1000$ km from all around the world are summed to one “effective reactor” at 2500 km giving 2% of the total reactor $\bar{\nu}_e$ flux at Frejus.

The comparison of the L -distribution with the $\bar{\nu}_e$ survival probability in Fig. 1 shows that the 4 reactors providing the dominant part of the $\bar{\nu}_e$ flux at Frejus are located at distances which permit a rather precise study of reactor $\bar{\nu}_e$ oscillations. For a $\bar{\nu}_e$ energy $E_\nu \sim (4 - 5)$ MeV they are located between the first and the second survival probability minima, and hence spectral information should provide a powerful tool to measure the oscillation parameters. In the case of Kamioka the L -distribution is rather centered around $\langle L \rangle \approx 190$ km. In Fig. 1 the important contribution to the $\bar{\nu}_e$ flux from the Kashiwazaki reactor complex located at approximately 160 km from Kamioka is clearly visible. For $E_\nu \sim 5$ MeV this distance corresponds to the first $\bar{\nu}_e$ survival probability maximum (see Ref. [27] for a detailed discussion).

²To use these four reactors for a measurement of θ_{12} and Δm_{21}^2 has been considered previously in Ref. [29].

We calculate the observed prompt energy spectrum by

$$\frac{dN}{dE_p} = \mathcal{N} \sum_i \frac{1}{4\pi L_i^2} \int dE_\nu \sigma(E_\nu) \phi_i(E_\nu) P_{ee}(L_i, E_\nu) R(E_p^{\text{tr}}, E_p), \quad (6)$$

where the sum runs over the different reactors, $\sigma(E_\nu)$ is the cross section of the detection reaction $\bar{\nu}_e + p \rightarrow e^+ + n$, P_{ee} is the $\bar{\nu}_e$ survival probability, and $R(E_p^{\text{tr}}, E_p)$ is the resolution function relating the “true prompt energy” E_p^{tr} to the prompt energy E_p observed in the detector, where E_p^{tr} is determined by the initial neutrino energy, $E_p^{\text{tr}} = E_\nu - (m_n - m_p) + m_e \cong E_\nu - 0.8$ MeV. We work with the total prompt energy visible in a scintillator detector (also if the actual detector considered is water Čerenkov) for the sake of comparison with KamLAND. For $R(E_p^{\text{tr}}, E_p)$ we use a Gaussian resolution function with mean E_p^{tr} , and a width of $44\%/\sqrt{E_p}$ [MeV] for MEMPHYS-Gd/SK-Gd and $10\%/\sqrt{E_p}$ [MeV] for LENA [38]. The energy resolution for MEMPHYS-Gd and SK-Gd is similar to the one reported by Super-K for the solar neutrino analysis (see Fig. 15 of the second paper in Ref. [2]).

In Eq. (6), $\phi_i(E_\nu)$ denotes the flux of $\bar{\nu}_e$ emitted by reactor i , which is given by

$$\phi_i(E_\nu) = W_i^{\text{th}} \sum_\ell \frac{f_\ell}{E_\ell} \phi_\ell(E_\nu), \quad (7)$$

where $\ell = {}^{235}\text{U}, {}^{238}\text{U}, {}^{239}\text{Pu}, {}^{241}\text{Pu}$, labels the most important isotopes contributing to the $\bar{\nu}_e$ flux, f_ℓ is the relative contribution of the isotope ℓ to the total reactor power, and E_ℓ is the energy release per fission for the isotope ℓ . In Eq. (7), $\phi_\ell(E_\nu)$ is the (energy differential) number of neutrinos emitted per fission by the isotope ℓ , and we adopt the parameterization for the $\phi_\ell(E_\nu)$ from Ref. [41]. For the f_ℓ we take a typical isotope composition in a nuclear reactor of [5] ${}^{235}\text{U} : {}^{238}\text{U} : {}^{239}\text{Pu} : {}^{241}\text{Pu} = 0.568 : 0.297 : 0.078 : 0.057$, and we assume these ratios to be equal for all reactors.

In the calculations we use the 3-neutrino oscillation survival probability P_{ee} which depends, in particular, on $\sin^2 \theta_{13}$ (see, e.g., [10]), and take into account the (small) Earth matter effect. In the case of absence of oscillations, $P_{ee} = 1$, the number of events above a threshold E_{thr} is given by $N_{\text{no osc}} = \mathcal{N} W_{\text{eff}} C$, where W_{eff} has been defined in Eq. (5) and C is an integral depending only on E_{thr} . For MEMPHYS-Gd we use a threshold for the prompt energy $E_{\text{thr}} = 3.0$ MeV (which corresponds to the value of 2.5 MeV for the positron energy given in Ref. [25]), whereas for LENA we use $E_{\text{thr}} = 2.6$ MeV to eliminate the background from geo-neutrinos, as in the KamLAND oscillation analysis [5, 6]. To determine the normalization constant \mathcal{N} in Eq. (6) we use the prediction for $N_{\text{no osc}}$ in KamLAND [5], and then we scale it for each experiment taking into account that \mathcal{N} is proportional to the measurement time and the number of free protons in the detector, as well as the different values of W_{eff} and E_{thr} . In Tab. 1 we summarize the most important characteristics of the considered detectors as simulated in our analysis, and we give the expected number of events in case of no oscillations.

To test the sensitivity of the experiments we divide the prompt energy spectrum in Eq. (6) into 20 bins between 3 MeV and 12 MeV for MEMPHYS-Gd and SK-Gd, and into 25 bins between 2.6 MeV and 10 MeV for LENA ³. The data is simulated using as “true

³For low statistics data samples such as the present KamLAND one, a likelihood analysis [42] or equal bins in $1/E_p$ [21] allows to extract an optimum of information. In the cases under study, however, the numbers of events are relatively high. Therefore, we simply take equal bins in E_p , with a bin size sufficiently smaller than the energy resolution to make sure that no information is lost due to the binning.

| experiment | fid. mass | free protons | E_{thr} | events/yr | energy resol. |
|------------|-----------|----------------------|------------------|-----------|--------------------------|
| MEMPHYS-Gd | 147.0 kt | 9.8×10^{33} | 3.0 MeV | 59 980 | $44\%/\sqrt{E_p}$ [MeV] |
| LENA | 44.0 kt | 2.3×10^{33} | 2.6 MeV | 16 670 | $10\%/\sqrt{E_p}$ [MeV] |
| SK-Gd | 22.5 kt | 1.5×10^{33} | 3.0 MeV | 8 000 | $44\%/\sqrt{E_p}$ [MeV] |
| KamLAND | 0.41 kt | 3.5×10^{31} | 2.6 MeV | 216 | $7.5\%/\sqrt{E_p}$ [MeV] |

Table 1: Summary of the input characteristics of the detectors MEMPHYS-Gd, LENA, and SK-Gd, used in our analysis. For comparison we show also the corresponding values for KamLAND [5]. The number of events/yr is calculated for no oscillations and using the reactor flux at Frejus for MEMPHYS-Gd and LENA, and at Kamioka for SK-Gd.

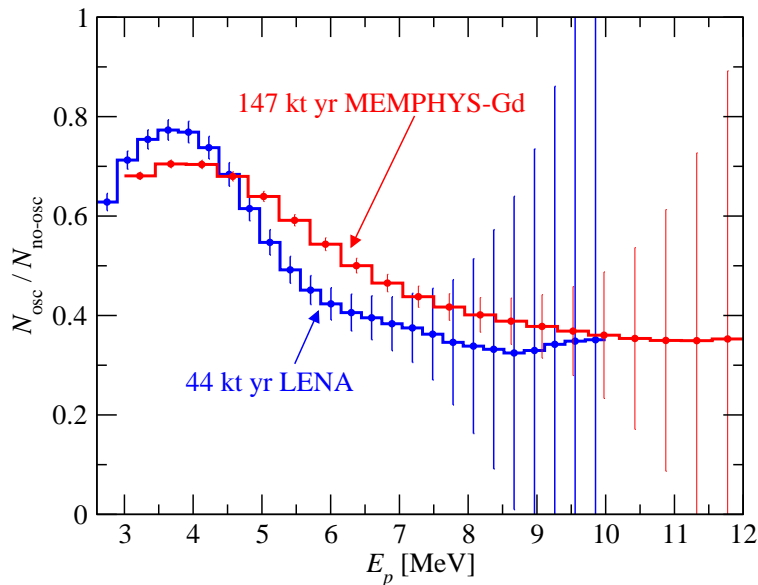


Figure 2: The ratio of the event spectra in positron energy in the case of oscillations with $\Delta m_{21}^2 = 7.9 \times 10^{-5} \text{ eV}^2$ and $\sin^2 \theta_{12} = 0.30$ and in the absence of oscillations, determined using one year data of MEMPHYS-Gd and LENA located at Frejus. The error bars correspond to 1σ statistical error.

values” $\Delta m_{21}^2 = 7.9 \times 10^{-5} \text{ eV}^2$ and $\sin^2 \theta_{12} = 0.30$. The latter correspond to the present best fit point obtained in a global neutrino oscillation analysis [21]. Then a χ^2 -analysis is performed to determine the allowed regions and the precision with which these parameters can be determined from the simulated data. In Fig. 2 we show the ratio of the number of events calculated by taking into account $\bar{\nu}_e$ oscillations with parameters indicated above to the number of events in the absence of oscillations, binned in prompt energy. The error bars correspond to 1σ statistical errors for one year of (simulated) MEMPHYS-Gd and LENA data. The large number of events leads to a very precise measurement of the energy spectrum. The oscillatory signal in the spectrum is less pronounced in the MEMPHYS-Gd spectral “data” than in the analogous LENA “data” due to the worse energy resolution of the water Čerenkov detector. Nevertheless, as a consequence of the relatively high statistics, a clear signal of spectral distortion can still be observed with MEMPHYS-Gd. In the case of LENA spectral “data”, an event maximum is clearly visible at $E_p = (3.5 - 4.0) \text{ MeV}$, which originates from the first oscillation maximum of the survival probability at $L \cong 160 \text{ km}$ (see Fig. 1). In both cases the spectral information is crucial for the precise determination of the

| systematic | value |
|--|-----------|
| overall normalization (fully correlated) | 5% |
| thermal power of each reactor (uncorrelated) | 2% |
| energy scale uncertainty | 0.5% |
| prompt energy spectrum tilt | 2% |
| reactor neutrino flux | Ref. [41] |

Table 2: Systematical uncertainties and the default values adopted in our analysis.

oscillation parameters.

In the statistical analysis we take into account various systematical uncertainties as listed in Tab. 2. We include a 5% error on the overall normalization (e.g., from the uncertainty on the fiducial mass), a 2% uncertainty on the thermal power of each reactor (uncorrelated between the reactors), and the uncertainty on the anti-neutrino spectra $\phi_\ell(E_\nu)$ (normalization and shape) according to Ref. [41]. We take into account an uncertainty of 0.5% in the energy scale calibration of the detector. This value is motivated by the numbers given for the Super-K solar neutrino analysis (see second reference in [2]) and for the Double-Chooz reactor experiment [43]. Furthermore, we include a linear tilt in the prompt energy spectrum of 2%, i.e., we allow the event number in the highest energy bin to shift by 2% with respect to the event number in the lowest energy bin with a linear interpolation for the intermediate bins. In the following section we will discuss in some detail how much our numerical results depend on the values adopted for the systematic uncertainties. In addition to these systematics we have tested also the effect of an uncertainty on the isotope compositions f_ℓ defined in Eq. (7). We have performed an analysis allowing the f_ℓ to vary independent for each reactor within 5%, and found that the impact on the sensitivity to the neutrino oscillation parameters is negligible. Therefore, we keep the f_ℓ fixed in our standard analysis which significantly reduces the calculation time.

3 Precision of the Determination of Neutrino Oscillation Parameters

In this Section we present results on the precision which can be reached in the measurement of Δm_{21}^2 and $\sin^2 \theta_{12}$ in the MEMPHYS-Gd and LENA experiments. Our findings are summarized in Fig. 3 and Tab. 3, where we compare the results which can be obtained using one year of data from MEMPHYS-Gd, LENA, and SK-Gd, with the present constraints from the global solar and KamLAND data [19, 21]. In the table we give the relative uncertainty at 3σ defined as

$$\text{spread}(x) = \frac{x^{\text{upper}} - x^{\text{lower}}}{x^{\text{upper}} + x^{\text{lower}}}, \quad (8)$$

where $x^{\text{upper}}(x^{\text{lower}})$ is the upper (lower) bound of the quantity x at 3σ .

We find that the water Čerenkov detector MEMPHYS-Gd and the scintillator detector LENA can provide very similar high precision determinations of Δm_{21}^2 and $\sin^2 \theta_{12}$. The lower mass of LENA is compensated by its better energy resolution. Already with one year of data, an uncertainty smaller than 3% at 3σ can be obtained in the determination of

| time | spread(Δm_{21}^2) | | spread($\sin^2 \theta_{12}$) | |
|-----------------|-----------------------------|------|--------------------------------|-------|
| | 1 yr | 7 yr | 1 yr | 7 yr |
| SK-Gd | 6.0% | 2.8% | 36.6% | 18.6% |
| MEMPHYS-Gd | 2.9% | 1.4% | 20.0% | 13.2% |
| LENA | 2.5% | 1.2% | 18.0% | 9.8% |
| solar + KamLAND | 11.3% | | 24.9% | |

Table 3: The 3σ uncertainty as defined in Eq. (8) in the determination of Δm_{21}^2 and $\sin^2 \theta_{12}$ in the experiments MEMPHYS-Gd and LENA at Frejus and SK-Gd at Kamioka after 1 and 7 years of data taking. For comparison we show also the current uncertainties in Δm_{21}^2 and $\sin^2 \theta_{12}$ [21].

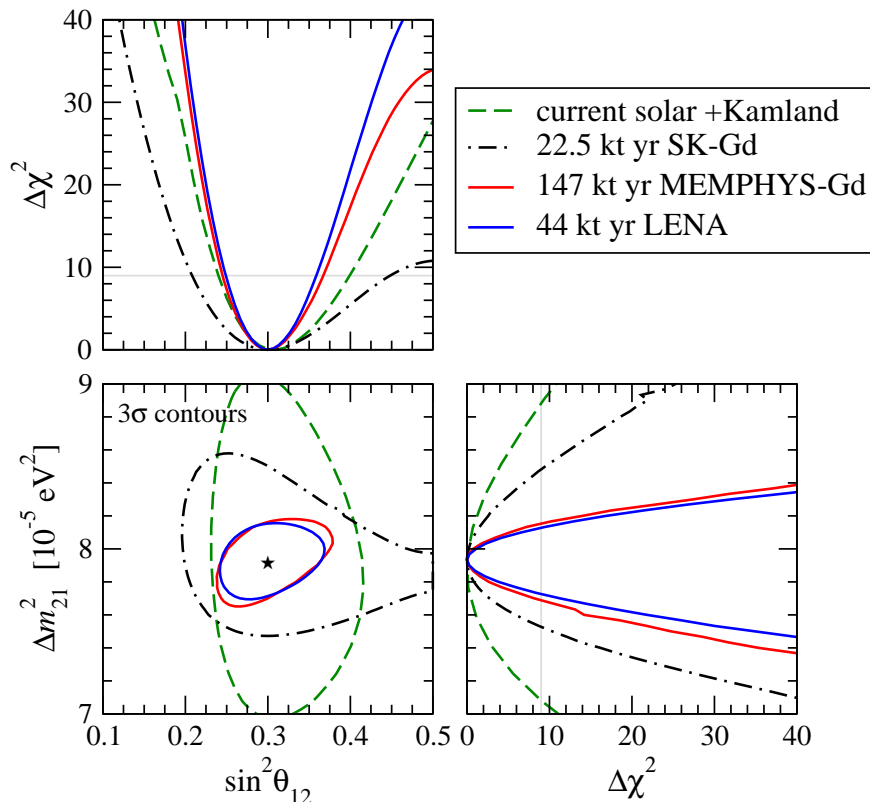


Figure 3: The accuracy of the determination of Δm_{21}^2 and $\sin^2 \theta_{12}$, which can be obtained using one year of data from MEMPHYS-Gd and LENA at Frejus, and from SK-Gd at Kamioka, compared to the current precision from solar neutrino and KamLAND data. We show the allowed regions at 3σ (2 d.o.f.) in the $\Delta m_{21}^2 - \sin^2 \theta_{12}$ plane, as well as the projections of the χ^2 for each parameter.

Δm_{21}^2 , while $\sin^2 \theta_{12}$ can be determined with an error of about 20% at 3σ . This precision is approximately by a factor two better than the precision that can be reached with one year of data from SK-Gd. The better precisions which can be obtained with the MEMPHYS-Gd detector compared to those that can be obtained with the SK-Gd detector are a consequence of the larger fiducial mass of MEMPHYS-Gd. As follows from Tab. 3 and Fig. 4, 1 year of data from MEMPHYS-Gd and 7 years of data from SK-Gd (yielding approximately the same numbers of events in the two detectors, see Tab. 1) allow a determination of Δm_{21}^2 and $\sin^2 \theta_{12}$ with similar precisions. This shows, in particular, that both locations, Frejus and Kamioka, are very similar in what regards the power of the “surrounding” reactors and their

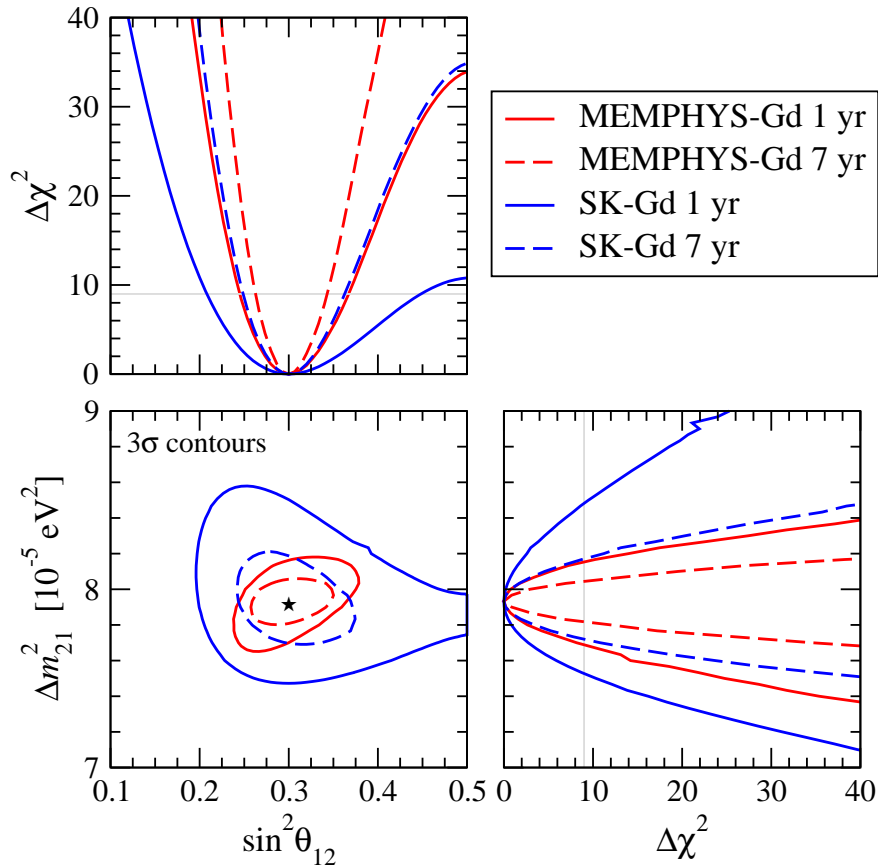


Figure 4: The allowed regions in the $\Delta m_{21}^2 - \sin^2\theta_{12}$ plane, obtained at 3σ (2 d.o.f.) from 147 kt yr and 147×7 kt yr of MEMPHYS-Gd, and from 22.5 kt yr and $22.5 \times 7 = 157.5$ kt yr of SK-Gd data. The projections of the χ^2 for each parameter are also shown.

distance distribution. Thus, the two locations are equally suitable for the high precision measurements under discussion.

Ultimately, 7 years of data from MEMPHYS-Gd (LENA) would allow a determination of Δm_{21}^2 and $\sin^2\theta_{12}$ with uncertainties of approximately 1.4% (1.2%) and 13% (10%) at 3σ , respectively. This precision is comparable to the precision which can be reached in the determination of the atmospheric neutrino oscillation parameters Δm_{31}^2 and $\sin^2\theta_{23}$ by studying ν_μ disappearance in the superbeam experiments T2HK in Japan or SPL from CERN to MEMPHYS (see e.g., Ref. [37] for a recent analysis). Hence, the reactor measurement could complete the program of the high precision determination of the parameters responsible for the leading solar and atmospheric neutrino oscillations.

We have also investigated whether the uncertainty in the knowledge of θ_{13} can have any effect on the precision of Δm_{21}^2 and θ_{12} determination in the experiments MEMPHYS-Gd and LENA under discussion. We show in Fig. 5 the results of a three-flavour neutrino oscillation analysis of 1 year simulated data in MEMPHYS-Gd, assuming that the true value of θ_{13} is zero. In the analysis $\sin^2\theta_{13}$ was allowed to vary freely, however the information available at present has been included in the fit by adding the $\chi^2(\theta_{13})$ obtained from current global data in Ref. [21]. In the panel for the $\sin^2\theta_{12} - \Delta m_{21}^2$ projection we show also the allowed regions, obtained in a two-flavour analysis, i.e., for $\theta_{13} = 0$, with black contours. Indeed,

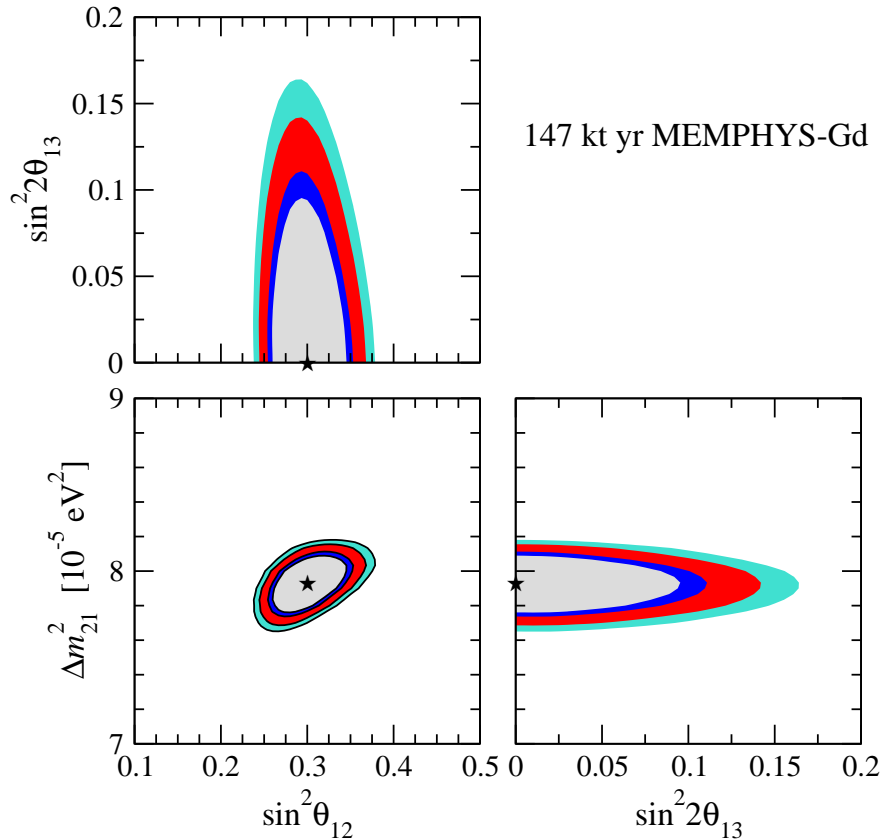


Figure 5: Allowed regions from a three-flavour neutrino oscillation analysis of 147 kt yr data in MEMPHYS-Gd at 90%, 95%, 99%, and 99.73% CL (2 d.o.f.), projected onto the three different 2-dimensional parameter planes. The data are simulated for $\theta_{13} = 0$. In the analysis θ_{13} was varied freely taking into account the constraint from the current global data as obtained in Ref. [21]. The allowed regions in the $\sin^2 \theta_{12} - \Delta m_{21}^2$ plane from a two-flavour analysis with θ_{13} fixed to zero (indicated with black contours) are identical to those obtained in the three-flavour analysis.

the regions within the black contours are practically identical to the shaded/colored regions corresponding to the three-flavour case. Therefore we can conclude that the uncertainty in the knowledge of θ_{13} does not affect the Δm_{21}^2 and θ_{12} measurements. As is visible in Fig. 5, there are no correlations of the leading parameters with θ_{13} , since Δm_{21}^2 and θ_{12} are determined primarily from the data on the shape of the spectrum, which does not depend on θ_{13} . We have checked that the above conclusions concerning the θ_{13} -effects hold also for LENA and SK-Gd detectors.

Let us note that the sensitivity of MEMPHYS-Gd to θ_{13} on its own is rather poor. The constraint on $\sin^2 \theta_{13}$ appearing in Fig. 5 corresponds just to the bound from present global data, which is included in the analysis. Hence, the sensitivity of MEMPHYS-Gd is worse than the present bound. This is a consequence of the fact that a non-zero θ_{13} basically leads to a rather small (energy-independent) suppression of the total $\bar{\nu}_e$ flux, which is unobservable due to the relatively large uncertainties in the overall normalization.

Since we are discussing here very high statistics measurements, a careful investigation of the impact of systematical uncertainties is necessary. In Fig. 6 we show how our results for the accuracies of the oscillation parameters depend on the assumptions adopted for the

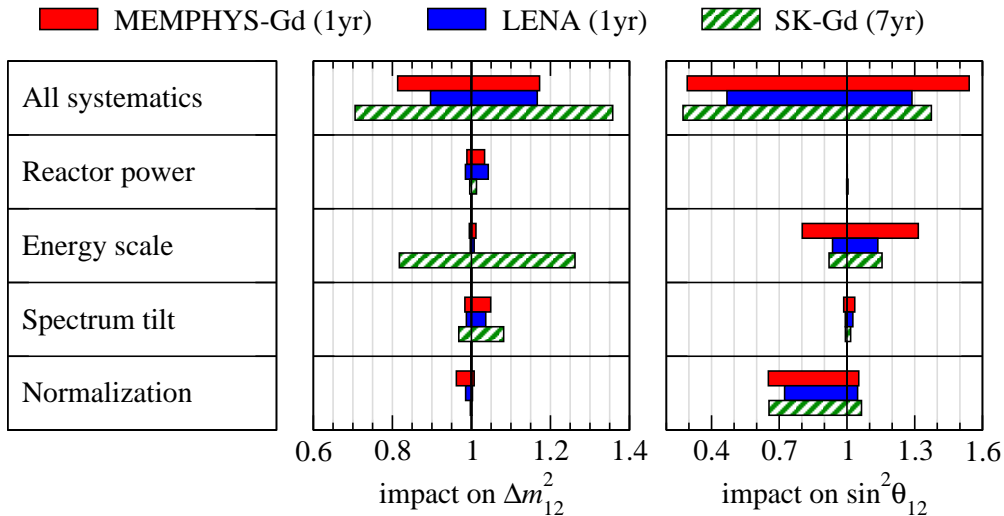


Figure 6: Impact of systematical uncertainties. We show the relative change in the 3σ intervals of Δm_{21}^2 and $\sin^2 \theta_{12}$ obtained by switching off (left edges of the bars) and doubling (right edges) all systematics simultaneously, the uncertainties on the thermal power of the 4 most important reactors (“Reactor power”), the energy scale uncertainty, the prompt energy spectrum tilt, and the overall normalization error.

systematical errors. In particular, we consider the impact of uncertainties on the thermal power of the 4 most important reactors, the energy scale uncertainty, the prompt energy spectrum tilt, the overall normalization error, as well as all systematical errors in total. To check the impact of these uncertainties we show in Fig. 6 the ratios $\delta_0/\delta_{\text{std}}$ and $\delta_2/\delta_{\text{std}}$, where $\delta_{0(2)}$ is the 3σ range for Δm_{21}^2 or $\sin^2 \theta_{12}$ if the systematical error of interest is set to zero (is doubled with respect to its standard value), and δ_{std} is the 3σ range using our standard values according to Tab. 2.

The left edges of the bars in the row denoted by “All systematics” in Fig. 6 correspond to statistical errors only. In this ideal case the Δm_{21}^2 accuracy is improved by about 20% for MEMPHYS-Gd, 10% for LENA, and 30% for SK-Gd with respect to our standard choice for the systematics, whereas the precision on $\sin^2 \theta_{12}$ is improved for all experiments by more than a factor of 2. For the Δm_{21}^2 measurement the individual systematics have only a minor impact (with the exception of a $\sim 20\%$ effect of the energy scale uncertainty in SK-Gd). For the measurement of $\sin^2 \theta_{12}$ the overall normalization and the energy scale (especially for MEMPHYS-Gd) are important. Note that the uncertainty on the thermal reactor power has a negligible impact on the accuracies. Therefore, it seems not to be possible to improve the precision on Δm_{21}^2 and θ_{12} by installing near detectors close to the reactors dominating the $\bar{\nu}_e$ flux.

In summary, systematic uncertainties are an important factor in the experiments under consideration. Especially the determination of the mixing angle depends on the values of systematic errors. The overall effect emerges from an interplay of the various sources of uncertainties included in our analysis, and therefore, to obtain an improvement in the precision of the oscillation parameters several of the systematic errors listed in Tab. 2 should be decreased.

4 Conclusions

We have investigated the possibility of a high precision determination of the solar neutrino oscillation parameters Δm_{21}^2 and θ_{12} in a long-baseline reactor neutrino experiment, located in the Frejus underground laboratory. Approximately 67% of the total reactor $\bar{\nu}_e$ flux at Frejus originates from four nuclear power plants in the Rhone valley, located at distances between 115 km and 160 km from Frejus. The indicated baselines are particularly suitable for the study of the $\bar{\nu}_e$ oscillations driven by Δm_{21}^2 —they are similar to those exploited in the KamLAND experiment in Japan. Approximately 31% of the total flux $\bar{\nu}_e$ at Frejus comes from reactors distributed between 300 km and 1000 km from Frejus. In our analysis we include 56 reactors located at a distance $L < 1000$ km, while the contributions of reactors at $L > 1000$ km from all around the world are summed to one “effective reactor” at 2500 km giving 2% of the total reactor $\bar{\nu}_e$ flux at Frejus. The Frejus underground laboratory is under consideration as a possible site for a mega ton scale water Čerenkov detector MEMPHYS which, among other physics applications, may serve as a far detector for a neutrino beam produced at CERN. In the present article we have assumed that the water of one module of MEMPHYS having a fiducial mass of 147 kt, is doped with 0.1% Gadolinium (MEMPHYS-Gd), which will allow, in principle, a high precision study of reactor $\bar{\nu}_e$ oscillations. As an alternative detector technology, we have considered a 50 kt scale liquid scintillator detector, as discussed in the LENA proposal, which can be viewed as a considerably larger version of the present KamLAND or Borexino detectors.

The analysis performed by us shows that each of the two detectors—MEMPHYS-Gd and LENA, if placed at Frejus, would allow a very precise determination of the solar neutrino oscillation parameters Δm_{21}^2 and $\sin^2 \theta_{12}$: with one year of reactor $\bar{\nu}_e$ data taken at Frejus (by any of the two detectors), the 3σ uncertainties on Δm_{21}^2 and $\sin^2 \theta_{12}$ can be reduced respectively to less than 3% and to approximately 20%. The Gadolinium doped Super-Kamiokande detector (SK-Gd) in Japan can reach a similar precision if the SK/MEMPHYS fiducial mass ratio of 1 to 7 is compensated by a longer SK-Gd data taking time. Several years of reactor $\bar{\nu}_e$ data collected by MEMPHYS-Gd or LENA would allow a determination of Δm_{21}^2 and $\sin^2 \theta_{12}$ with uncertainties of approximately 1% and 10% at 3σ , respectively. We have shown also that the uncertainty associated with the CHOOZ mixing angle θ_{13} has practically no impact on the measurements of the solar neutrino oscillation parameters in the experiments discussed by us, and we have investigated in some detail the effects of various systematical uncertainties on the precision of the determination of Δm_{21}^2 and $\sin^2 \theta_{12}$ in these experiments.

The accuracies on the solar oscillation parameters, which can be obtained in the high statistics experiments considered here are comparable to those that can be reached for the atmospheric neutrino oscillation parameters Δm_{31}^2 and $\sin^2 \theta_{23}$ in future long-baseline superbeam experiments like T2HK in Japan or SPL from CERN to MEMPHYS. Hence, such reactor measurements would complete the program of the high precision determination of the leading neutrino oscillation parameters.

Acknowledgments. We are grateful to Alessandra Tonazzo and Michael Wurm for providing us information on nuclear power plants, and we thank Jean-Eric Campagne and Michael Wurm for useful communications on the MEMPHYS and LENA detectors. This

work was supported in part by the Italian MIUR and INFN under the programs “Fisica Astroparticellare” (S.T.P.). The work of T.S. is supported by a “Marie Curie Intra-European Fellowship within the 6th European Community Framework Program.”

References

- [1] B. T. Cleveland *et al.*, *Astrophys. J.* **496** (1998) 505; J.N. Abdurashitov *et al.* [SAGE Collaboration], *J. Exp. Theor. Phys.* **95** (2002) 181 [astro-ph/0204245]; T. Kirsten *et al.* [GALLEX and GNO Collaborations], *Nucl. Phys. B (Proc. Suppl.)* **118** (2003) 33; C. Cattadori, Talk given at Neutrino04, June 14-19, 2004, Paris, France.
- [2] Super-K Collaboration, S. Fukuda *et al.*, *Phys. Lett. B* **539** (2002) 179 [hep-ex/0205075]; J. Hosaka *et al.* hep-ex/0508053.
- [3] SNO Collaboration, Q.R. Ahmad *et al.*, *Phys. Rev. Lett.* **89**, 011302 (2002) [nucl-ex/0204009]; B. Aharmim *et al.*, *Phys. Rev. C* **72**, 055502 (2005) [nucl-ex/0502021].
- [4] Super-K Collaboration, Y. Fukuda *et al.*, *Phys. Rev. Lett.* **81** (1998) 1562 [hep-ex/9807003]; Y. Ashie *et al.*, *Phys. Rev. D* **71** (2005) 112005 [hep-ex/0501064].
- [5] K. Eguchi *et al.* [KamLAND Collaboration], *Phys. Rev. Lett.* **90** (2003) 021802 [hep-ex/0212021].
- [6] T. Araki *et al.* [KamLAND Collaboration], *Phys. Rev. Lett.* **94**, 081801 (2005) [hep-ex/0406035].
- [7] M. Apollonio *et al.* [CHOOZ Collaboration], *Phys. Lett. B* **466**, 415 (1999) [hep-ex/9907037]; *Eur. Phys. J. C* **27**, 331 (2003) [hep-ex/0301017].
- [8] K2K Collaboration, E. Aliu *et al.*, *Phys. Rev. Lett.* **94**, 081802 (2005) [hep-ex/0411038]; M. H. Ahn *et al.*, hep-ex/0606032.
- [9] E. Ales *et al.* [MINOS Collaboration] FERMILAB-PROPOSAL-P-875; D.A. Petyt, talk at Fermilab, 30 march 2006, <http://www-numi.fnal.gov/talks/results06.html>; J. Nelson, Talk at Neutrino 2006, 13–19 June 2006, Santa Fe, New Mexico, <http://neutrinosantafe06.com/>
- [10] S. T. Petcov, *Nucl. Phys. Proc. Suppl.* **143**, 159 (2005) [hep-ph/0412410]; *Phys. Scripta* **T121**, 94 (2005) [hep-ph/0504166].
- [11] B. Pontecorvo, *J. Exptl. Theoret. Phys.* **33** (1957) 549. [*Sov. Phys. JETP* **6** (1958) 429]; *J. Exptl. Theoret. Phys.* **34** (1958) 247 [*Sov. Phys. JETP* **7** (1958) 172]; Z. Maki, M. Nakagawa and S. Sakata, *Prog. Theor. Phys.* **28** (1962) 870.
- [12] A. Aguilar *et al.* [LSND Collaboration], *Phys. Rev. D* **64**, 112007 (2001) [hep-ex/0104049].
- [13] M. Maltoni *et al.*, *Nucl. Phys. B* **643**, 321 (2002) [hep-ph/0207157].

- [14] M. Sorel, J. Conrad and M. Shaevitz, Phys. Rev. **D70** (2004) 073004 [hep-ph/0305255].
- [15] MiniBooNE Collaboration, A. A. Aguilar-Arevalo, hep-ex/0408074; R. Tayloe *et al.*, Nucl. Phys. Proc. Suppl. **118**, 157 (2003); Heather L. Ray *et al.*, hep-ex/0411022.
- [16] S. M. Bilenky, S. Pascoli and S. T. Petcov, Phys. Rev. D **64**, 053010 (2001) [hep-ph/0102265]. S. Pascoli and S.T. Petcov, hep-ph/0308034.
- [17] S.M. Bilenky, J. Hosek and S.T. Petcov, Phys. Lett. B **94** (1980) 495.
- [18] M. Doi *et al.*, Phys. Lett. B **102** (1981) 323; J. Schechter and J. W. F. Valle, Phys. Rev. D **22** (1980) 2227.
- [19] A. Bandyopadhyay *et al.*, Phys. Lett. B **608**, 115 (2005) [hep-ph/0406328]; A. Bandyopadhyay *et al.*, 2005 (unpublished); see also A. Bandyopadhyay *et al.*, Phys. Lett. B **583**, 134 (2004) [hep-ph/0309174].
- [20] T. Schwetz, Acta Phys. Polon. B **36** (2005) 3203 [hep-ph/0510331].
- [21] T. Schwetz, hep-ph/0606060; M. Maltoni *et al.*, New J. Phys. **6** (2004) 122, see hep-ph/0405172 v5 for updated results.
- [22] M. Freund, P. Huber and M. Lindner, Nucl. Phys. B **615** (2001) 331 [hep-ph/0105071]; A. Donini, D. Meloni and S. Rigolin, Eur. Phys. J. C **45**, 73 (2006) [hep-ph/0506100].
- [23] S. Choubey and S.T. Petcov, Phys. Lett. B **594** (2004) 333 [hep-ph/0404103].
- [24] A. Bandyopadhyay *et al.*, Phys. Rev. D **72** (2005) 072002 [hep-ph/0410283].
- [25] J. Beacom and M. Vagins, Phys. Rev. Lett. **93**, 171101 (2004) [hep-ph/0309300].
- [26] A. Bandyopadhyay *et al.*, Phys. Rev. D **67** (2003) 113011 [hep-ph/0302243].
- [27] A. Bandyopadhyay *et al.*, Phys. Lett. B **581** (2004) 62 [hep-ph/0309236].
- [28] S. T. Petcov and M. Piai, Phys. Lett. B **533** (2002) 94 [hep-ph/0112074]; S. Schonert, T. Lasserre and L. Oberauer, Astropart. Phys. **18** (2003) 565 [hep-ex/0203013]; S. Choubey, S. T. Petcov and M. Piai, Phys. Rev. D **68** (2003) 113006 [hep-ph/0306017].
- [29] C. Bouchiat, hep-ph/0304253.
- [30] H. Minakata *et al.*, Phys. Rev. D **71** (2005) 013005 [hep-ph/0407326].
- [31] J. F. Kopp *et al.*, hep-ph/0606151.
- [32] J.N. Bahcall and C. Peña-Garay, JHEP **0311** (2003) 004 [hep-ph/0305159].
- [33] A. Kopylov and V. Petukhov, hep-ph/0308004.
- [34] A. de Bellefon *et al.*, MEMPHYS: A large scale water Čerenkov detector at Fréjus, Contribution to the CERN strategic committee, http://apc-p7.org/APC_CS/Experiences/MEMPHYS/

- [35] C. K. Jung, Feasibility of a next generation underground water Cherenkov detector: UNO, hep-ex/0005046.
- [36] K. Nakamura, Int. J. Mod. Phys. A **18** (2003) 4053.
- [37] J. E. Campagne, M. Maltoni, M. Mezzetto and T. Schwetz, hep-ph/0603172.
- [38] L. Oberauer, F. von Feilitzsch and W. Potzel, Nucl. Phys. Proc. Suppl. **138** (2005) 108; T. Marrodan Undagoitia *et al.*, Prog. Part. Nucl. Phys. **57** (2006) 283 [hep-ph/0605229]; LENA webpage: <http://www.e15.physik.tu-muenchen.de/research/lena.html>
- [39] Information on world wide nuclear power plants is available e.g., at the webpages of the International Nuclear Safety Center (<http://www.insc.anl.gov/>) or the Nuclear Training Center (<http://www.icjt.org>).
- [40] A. Tonazzo and M. Wurm, private communication.
- [41] P. Huber and T. Schwetz, Phys. Rev. D **70** (2004) 053011 [hep-ph/0407026].
- [42] T. Schwetz, Phys. Lett. B **577** (2003) 120 [hep-ph/0308003].
- [43] F. Ardellier *et al.* [Double-Chooz Collaboration], hep-ex/0606025.